

ACUHORN

125

ACUHORN

OWNER'S MANUAL

ENGLISH



*Lupenlegende*

## AUHORN N1 25

ACUHORN GENUINE SOLUTION OF SOUND PROCESSING. BREAKING AN ACOUSTIC WAVE AT A GOLDEN RATIO BETWEEN THE SEGMENTS OF A SOURCE OF SIGNAL AND A GAP AND A HORN MOUTH. HIGH SENSITIVITY GIVES CONNECT TO EACH ONE SINGLE ENDED TRIODE AMPLIFIER. SPEAKER EQUIPPED WITH A HI-TECH ACUHORN DRIVERS SUPERLEGGERA. WOODEN GOOD SOUND CONSTRUCTION OF LIGHTWEIGHT MATERIALS. NATURAL WOOD VENEER FINISH OF ENCLOSURE. SUPERLEGGERA IS WONDERFUL IDEAS TO CREATE SOUND. AS IN THE FAMOUS VIOLIN ACOUSTIC INSTRUMENTS. SUSPENDING THE DRIVER OF SPEAKER BETWEEN THE WOOD. AS IN THE CASE OF VIOLIN, HER SOUNDPOST AND BASSBAR. EFFECT, BOTH SOUND SMOOTH AND DETAILED. LIGHT DRIVER HAS NO BODY AT ALL. NEW NEODYMIUM MAGNET WITH VERY THICK STREAM. PURE PAPER LIGHT MEMBRANE 4GR. PRECISION CUT ARMCO IRON ENGINE PROFILE. AIR GAP STREAMING JUMP 1,0 MM. VOICE COIL THIN WIRE DIAMETER 180 MICRON.



## GENUINE SOLUTION

ACUHORN LOUDSPEAKERS INTRODUCED A NEW STANDARD OF SOUNDSTAGE PRESENTATION. OUR MANUFACTURE DEVELOPED A GENUINE SOLUTION OF SOUND PROCESSING. AN ACOUSTIC WAVE IS DIVIDED WITH A UNIQUE METHOD PROVIDING A TOTAL PHASE CONFORMITY SO THAT REPRODUCTION OF THE ORIGINAL RECORDING BECOMES PRECISE AND CLEAR. ACUHORN SERIES PROJECT FEATURES A HOLOGRAPHIC SPACIOUSNESS OF SOUND WITH A GRASP OF DYNAMICS AND SUGGESTIVE SOUND REPRODUCTION UNMET BEFORE.

## NEODYMIUM ENGINE

APPLICATION OF AUDIOPHILE SOLUTIONS. SPECIAL CUT OF A PROFILE OF AN ENGINE TRANSPORTING THE POWER OF MAGNETIC STREAMING, MINIMIZING THE LOSSES OF DISPERSION ON AN AIR GAP JUMP. IMPROVEMENT OF ELECTRIC EFFICIENCY OF A VOICE COIL, THE BEST DENSITY OF NEODYMIUM MAGNET SELECTED, AND NEW PREPARATION OF PAPER MEMBRANES.

LIGHT DRIVER HAS NO BODY AT ALL  
NEODYMIUM MAGNET  
PURE PAPER LIGHT MEMBRANE 4GR  
PRECISION CUT ARMCO IRON ENGINE PROFILE  
AIR GAP STREAMING JUMP 1,0 MM  
VOICE COIL THIN WIRE DIAMETER 180 MICRON



# UNPACKING

## IMPORTANT SAFETY INFORMATION

CAUTION: CAREFULLY ON THE DIAPHRAGM SPEAKERS

- 1 OPEN THE BOX HORIZONTALLY
- 2 TAKE OUT SPRAKERS TOGETHER WITH STYROFOAM PANELS
- 3 REMOVE STYROFOAM PANELS
- 4 THE REMOVAL OF A TRANSPARENT FILM, WHICH IS WRAPPED
- 5 BLACK CURTAIN CAN BE USED FOR DIAPHRAGM SPEAKER PROTECTION



## MAINTENANCE

85S ARE FINISHED IN NATURAL VENEER

DO NOT USE DOMESTIC CLEANING PRODUCTS BECAUSE SOME MAY DAMAGE THE VENEER

DUST FROM DRIVER'S DIAPHRAGMS SHOULD BE REMOVED CAREFULLY WITH A SOFT BRUSH

YOU MUST NOT CLEAN DRIVER'S DIAPHRAGMS WITH ANY CLEANING AGENTS

WHEN NOT LISTENING TO THE LOUDSPEAKERS ALWAYS COVER THE DRIVERS WITH PROVIDED CARDBOARD SHIELDS FOR PROTECTION AGAINST CURIOSITY TOUCH AND ACCIDENTAL DAMAGE

CAUTION DRIVERS ARE SCREWED IN IN A VERY DELICATE MANNER. DO NOT TOUCH THEM, DO NOT PUSH THEM

PLEASE KEEP THE LOUDSPEAKERS IN DRY ROOMS, AVOID EXCESSIVE HUMIDITY AS IT MAY DAMAGE THE DRIVERS

YOU RECEIVE FRESH LOUDSPEAKERS WITH NOT BROKEN IN DRIVERS (USUALLY THEY NEED 100 HRS)

THEY CANNOT BE PLAYED SO LOUD AS ONE WANTS - THEY ARE DESIGNED FOR A DOMESTIC USE

THE VOLUME OF THE LOUDSPEAKERS SHOULD BE ADJUSTED TO THE VOLUME OF LIVE ACOUSTIC MUSIC, NOT LOUDER

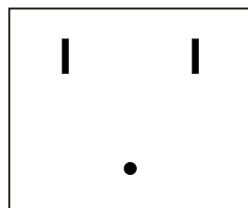


## POSITIONING

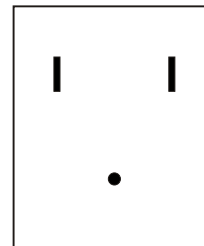
WE RECOMMEND ACUHORN NERO125 TO BE UNPACKED, ASSEMBLED, POSITIONED AND LEVELLED WHILE CONSULTING OUR SUPPORT. TO ENJOY THE BEST OF ACOUSTIC ASPECTS OF ACUHORN LOUDSPEAKERS ALWAYS TAKE CARE OF CAREFUL ASSEMBLY AND LEVELLING. YOUR ATTEMPTS WITH MOVING THE LOUDSPEAKERS ABOUT IN A LISTENING ROOM WILL ALWAYS BE REWARDED WITH DISCOVERING FULLNESS OF THE SOUNDSTAGE.

ACUHORN GIOVANE85 LOUDSPEAKERS SHOULD BE PLACED "IN THE MIDDLE" OF THE ROOM, THEY ARE NOT CORNER TYPE. PREFERABLY, APPROX. 1,4 METER FROM SIDE WALLS, 1,0 METER FROM A BACK WALL, DISTANCED 2,2 METER FROM EACH OTHER, IN A LINE AND PARALLEL, WITHOUT TOEING THEM IN. A LISTENER OUGHT TO BE DISTANCED MINIMUM 3,0 METER FROM THE LINE OF THE LOUDSPEAKERS AND AT LEAST 1,0 METER FROM THE BACK WALL.

YOU ARE DEALING WITH DIPOL LOUDSPEAKERS OPERATING FORWARDS AND TO THE BACK AND SO WHILE MOVING THEM AWAY FROM THE BACK WALL YOU WILL OBTAIN AIRY SOUND AND DIPOL SOLUTION WILL ENHANCE. SETTING THE LOUDSPEAKERS AS FAR APART AS POSSIBLE TO KEEP THEM FREE STANDING STILL, THE EFFECT OF GRASPING THE SOUNDSTAGE WILL INCREASE THANKS TO ACUHORN SOLUTION OF PHASE CORRECTION. THE SCENE WILL FOCUS DEEP BEHIND THE LOUDSPEAKERS. THE PRINCIPLE POSITIONING IS WITH THE OUTLET FIRING TO THE BACK.



ALTERNATIVE POSITIONING



CLASSIC POSITIONING

## ROOM ACOUSTICS

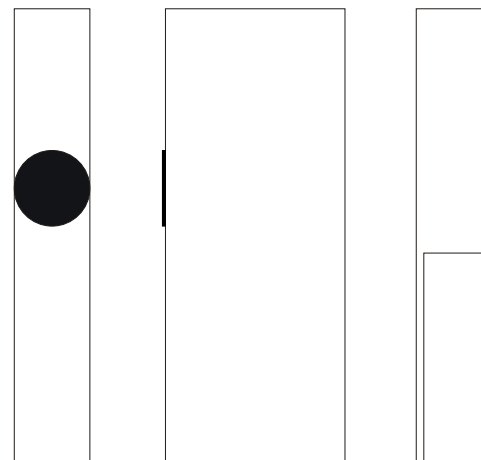
TO RESULT IN THE BEST PERFORMANCE IT IS INDISPENSABLE TO ADJUST THE ROOM ACOUSTICS. AFTER CONNECTING THE LOUDSPEAKERS YOU MAY EXPECT POSSIBLE DUMPING ALTERNATIONS. WHEN THE SOUND SEEMS TOO BRIGHT IT MAY BE USEFUL TO ADD PROFESSIONAL SOUND CORRECTION ELEMENTS OR CARPETS, CURTAINS AND SOFAS, ETC.. USUALLY IT DOES NOT HAPPEN TO HAVE TOO DAMPED LISTENING ROOM. PLEASE PAY ATTENTION ALSO TO BREAKING LARGE FLAT SURFACES, LIKE WALLS, CEILING AND WINDOWS. THEY AFFECT UNFAVOURABLE REFLECTION OF SOUND WAVES WITHOUT DISPERSING. SHOULD YOU CHANGE THE ACOUSTICS OF YOUR ROOM IT MAY BE REQUIRED TO RE-POSITION YOUR LOUDSPEAKERS. FRESH AND NEW LOUDSPEAKERS TAKEN OUT DIRECTLY FROM THE BOX REQUIRE APPROX. 100 HRS TO BREAK IN. IT IS AN APPROPRIATE TIME TO INTRODUCE ACOUSTICS ADJUSTMENTS.

## CONNECTING

BEFORE MAKING ANY CONNECTIONS, SWITCH OFF ALL ELEMENTS OF THE AUDIO SYSTEM FROM THE MAINS. ACUHORN NERD 1 25 ARE LOUDSPEAKERS APPLYING ONE PAIR TERMINAL FOR SINGLE-WIRE CONNECTIONS. THE BINDING POSTS ARE PLACED IN THE HORN OUTLET. THEY CAN BE USED AS SOCKETS FOR THE CONNECTION OF 4MM BANANA PLUGS OR CAN BE USED AS BINDING POSTS FOR THE CONNECTION OF BARE WIRES OR SPADE-TERMINATED CABLES. THE BARE WIRES AND SPADE-TERMINATED CABLES ARE INSERTED FROM THE LEFT AND RIGHT SIDE OF BINDING POSTS RESPECTIVELY. IMPEDANCE OF THE LOUDSPEAKERS IS 4 OHM. THE LOUDSPEAKERS ARE COMPATIBLE WITH 8 OHM OUTPUTS IN TUBE OR SOLID STATE AMPLIFIERS. WHEN AMPLIFIERS ARE EQUIPPED WITH 2,4,8 OHM OUTPUTS PLEASE TEST THE BEST ADJUSTMENT OF AN AMPLIFIER WITH THE LOUDSPEAKERS. OUR LOUDSPEAKERS ARE HIGH SENSITIVITY 96 DB. THEY ARE NATURALLY DEDICATED TO LOW POWER TUBE AMPLIFIERS. THEY RESULT IN GREAT SOUNDING SETUP WITH HIGH 200W SOLID STATE MONO POWER AMPLIFICATION. ACUHORN RECOMMENDS REFERENCE LOUDSPEAKER'S CABLES AND CLEANING FLUID FOR CLEAR CONTACT OF TERMINALS AND CABLE FOR HIGH SOUND QUALITY.

## TECHNICAL SPECIFICATIONS

ACUHORN NERD 1 25 SUPERLEGGERA  
FLOORSTANDING LOUDSPEAKERS  
WOODEN ACOUSTIC ONE ACOUSTIC CHAMBERS TYPE  
SINGLE DRIVER ACUHORN SUPERLEGGERA  
NEODYMIUM ENGINE PRECISION CUT PROFILE  
NEODYMIUM MAGNET  
IMPEDANCE 4 OHM  
SENSITIVITY 96 DB  
INTERNAL CABLE OCC COPPER  
TERMINAL RHODIUM  
WEIGHT 15 KG PIECE  
DIMENSIONS W 20 X D 47 X H 120 CM



# TECHNICAL SUPPORT

FOR TECHNICAL SUPPORT, PRODUCT QUERIES AND INFORMATION PLEASE CONTACT A LOCAL DEALER DIRECTLY, LOOK UP THE ACUHORN WEB SITE FOR DETAILS.

ACUHORN

KARTUSKA 243A

GDANSK 80-125

POLAND

PHONE 0048 737476346

WWW.ACUHORN.PL

EMAIL: INFO@ACUHORN.PL



## GUARANTEE AND SERVICE

THE LOUDSPEAKERS ARE COVERED WITH A GUARANTEE IN ACCORDANCE WITH THE COUNTRY OF PURCHASE. ACUHORN WILL REPLACE ANY ELEMENTS THAT FAILED DUE TO THEIR MANUFACTURER'S FAULT. WITH ALL QUERIES PLEASE INQUIRE WITH YOUR DEALER. CAUTION SELF-DISASSEMBLING, CHANGES AND REPAIRS OR UNAUTHORISED SERVICE VOID THE MANUFACTURER'S GUARANTEE. IN OUR PRODUCTS THERE ARE NO PARTS THAT MAY BE SELF-SERVICED. IN CASE OF INQUIRIES PLEASE CONTACT YOUR DEALER.

# ACUHORN

**ACUHORN**

KARTUSKA 243A

GDANSK 80-125

POLAND

PHONE 0048 737476346

WWW.ACUHORN.PL

EMAIL: INFO@ACUHORN.PL